



### District Report Card: 2017


<b>State:</b> Bihar	<b>District:</b> Darbhanga
<b>Class:</b> 3	<b>Subject:</b> Language
<b>Schools:</b> 58	<b>Students:</b> 1197


### Participation/Coverage


#### Students

<div>GENDER</div> <div></div>	Boys		Girls	
	Number	%	Number	%
	604	50.46	593	49.54

<div>AREA</div> <div></div>	Rural		Urban	
	Number	%	Number	%
	1129	94.32	68	5.68

<div>CATEGORY</div> <div></div>	SC		ST		OBC		GEN	
	Number	%	Number	%	Number	%	Number	%
	226	18.88	3	0.25	804	67.17	164	13.70

<div>CWSN</div> <div></div>	LD	VI	HI	S&LD	ID	Oth
	3	0	0	1	0	1

<div>Management</div> <div></div>	Government		Government-aided	
	Number	%	Number	%
	1165	97.33	32	2.67

### Average Performance of Students in Language (%)

Overall	Gender		Area		Management		Social Group			
	Male	Female	Rural	Urban	Govt.	Aided	SC	ST	OBC	GEN
52.09	54.35	49.79	51.07	69.12	51.43	76.25	52.83	42.22	51.19	55.69

## Performance on Learning Outcomes (LOs)

Learning Outcomes	Description	Average Performance(%)
L304	Reads small texts with comprehension i.e., identifies main ideas, details, sequence and draws conclusions	52.66
L312	Reads printed scripts on the classroom walls: poems, posters, charts etc.	50.96

Range of Performance of Students who Answered Correctly							
Below 30%		30% - 50%		50% - 75%		Above 75%	
Number	%	Number	%	Number	%	Number	%
232	19.38	339	28.32	414	34.59	212	17.71

### Lowest Performing Learning Outcomes (LOs)

1 - Reads printed scripts on the classroom walls: poems, posters, charts etc. (50.96)

2 - Reads small texts with comprehension i.e., identifies main ideas, details, sequence and draws conclusions (52.66)